

Product Specifications:

Model Number: GM-805

Dimension: 5.2x5.2x5m

Safety Zone: 8.9x8.9m

Age Range: 5-12 Years

Child Capacity: 45-49

Fall Height: 187cm(74")

Product Description:

As a classic rope net climber playground, the GM-805 allows every young child to use it at the same time. They swing, climb up and down through the structure. It will help the hand-eye and hand-foot coordination, body control and strength. In the meantime, it will encourage socialization, makes it perfect for elementary and middle schools, churches and public parks. Red and Black are the standard colors for rope color options. The geometric steel frame can be powder-coated in your choice of color.

Material:

Support Post:

This will be 2.4"(60mm) OD phosphate dipped steel tubing, finished with polyester powder coating.

Pipe Junctions:

These will be cast aluminum, 5/8 " (16mm) wall thickness, 8" (200mm) diameter with integrated holes for pipe connections, finished with polyester powdercoating. Junction caps are affixed with stainless steel bolts.

Climbing Nets:

This will be 16mm diameter, polyamide (nylon) rope cable with UV protection and fire retardant solution. Each rope consists of 6 strands each containing 24 steel reinforcing strands within a polyamide sleeve, wrapped around a solid polyamide core for a total of 144 steel reinforcing strands; each end of the cable having a junction loop attached onto the cable with a finished aluminum sleeve and lined with a galvanized steel wear bar. Edge ropes will contain a solid core of wound steel cables in place of the polyamide core for a total of 168 steel reinforcing strands.

Ball Knots:

This will be a one-piece compressed aluminum ball.

Tensioning:

Tensioning is achieved by way of a galvanized threaded eyebolt and shackle located at each Pipe Connection capable of drawing the cables a minimum of 4"(100mm).

Basic Fasteners:

All fasteners for component attachments are stainless steel

Foundation:

These will be 10" (250mm) square steel plates, 1/8" (3mm) thick, bolted to concrete blocks and attached to the main structure with 12" (300mm) long, 2 3/8" (60mm) OD steel tubing, all finished with either polyester powder coating.

Anchor Bolts:


Mounting plates will be secured to concrete blocks with 7/8" (22mm) diameter x20" (500mm) long "L" Anchor bolts, inserted into the wet concrete when poured.

Surface Mount:

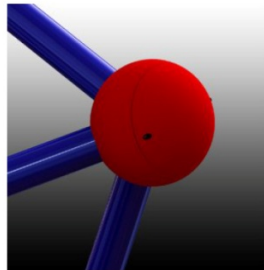
Optionally, the product may be surface mounted utilizing 6" (150mm) long expansion bolts in place of the standard anchor bolts.

Installations:


This should be installed only by a licensed playground installer, trained and certified on the relevant playground standards in place in the region of installation, e.g., NPSI, CPSI or similar certified.



Support Posts




Pipe Junctions



Climbing Net - 16 mm



Ball Knot



Shackle



Footing



Anchor Bolt



Expansion Bolt

